



LIONS PUBLIC SCHOOL
I BLOCK PHASE- 1 ASHOK VIHAR
DELHI: 110052
(SESSION: 2026-2027)

HOLIDAY HOMEWORK

CLASS 1

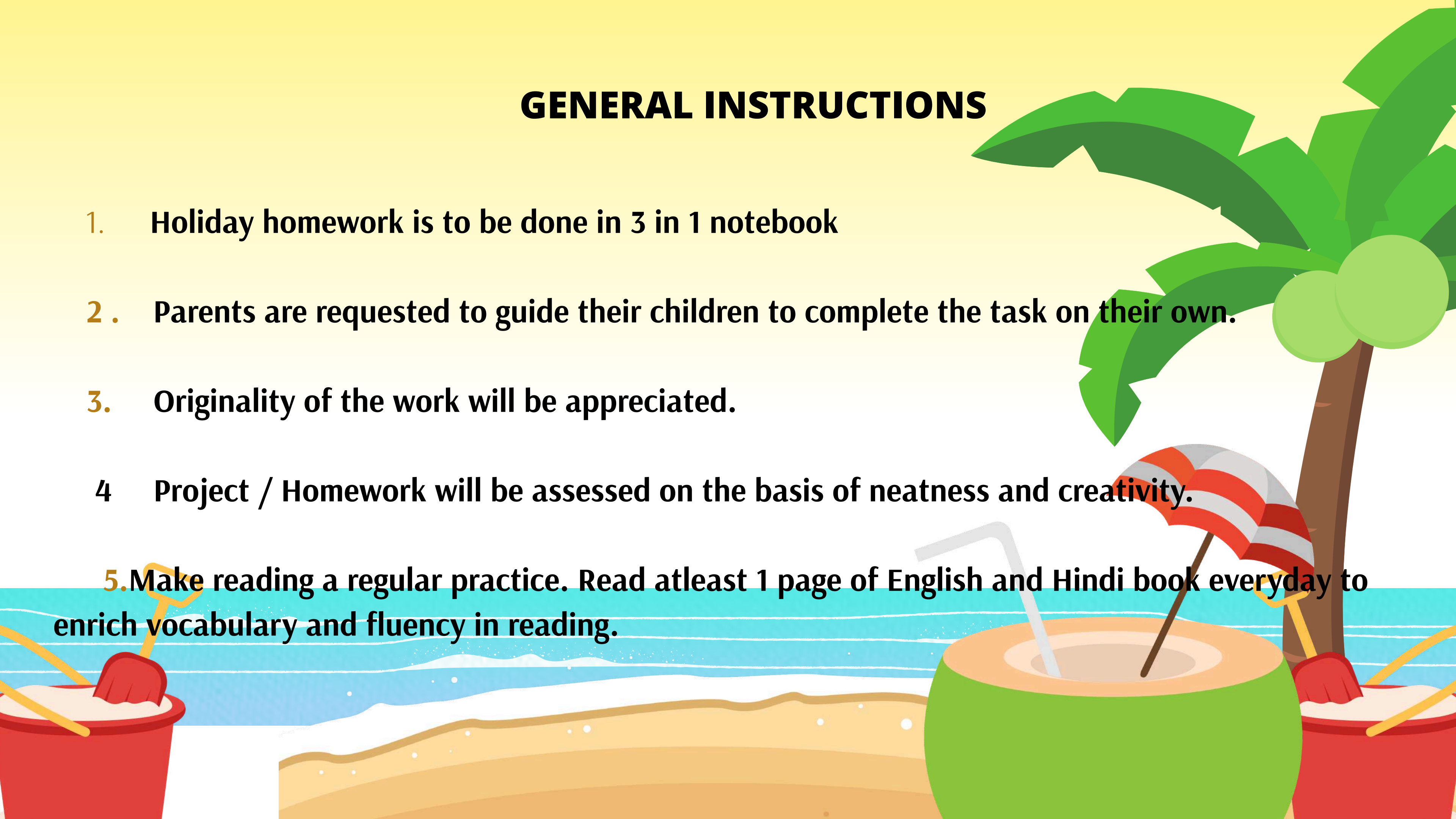
Summer is messy,
Summer is fun,
Trips to the beach,
In the hot, hot Sun,
Let's give summer,
A big fat cheer!

Summer is the best time of the year.



GENERAL INSTRUCTIONS

1. Holiday homework is to be done in 3 in 1 notebook
2. Parents are requested to guide their children to complete the task on their own.
3. Originality of the work will be appreciated.
4. Project / Homework will be assessed on the basis of neatness and creativity.
5. Make reading a regular practice. Read at least 1 page of English and Hindi book everyday to enrich vocabulary and fluency in reading.



ENGLISH

Read the poem and write four pairs of rhyming words.

SEE THE BUG

See the bug on the rug.

I will give his legs a tug.

See him run, see him go.

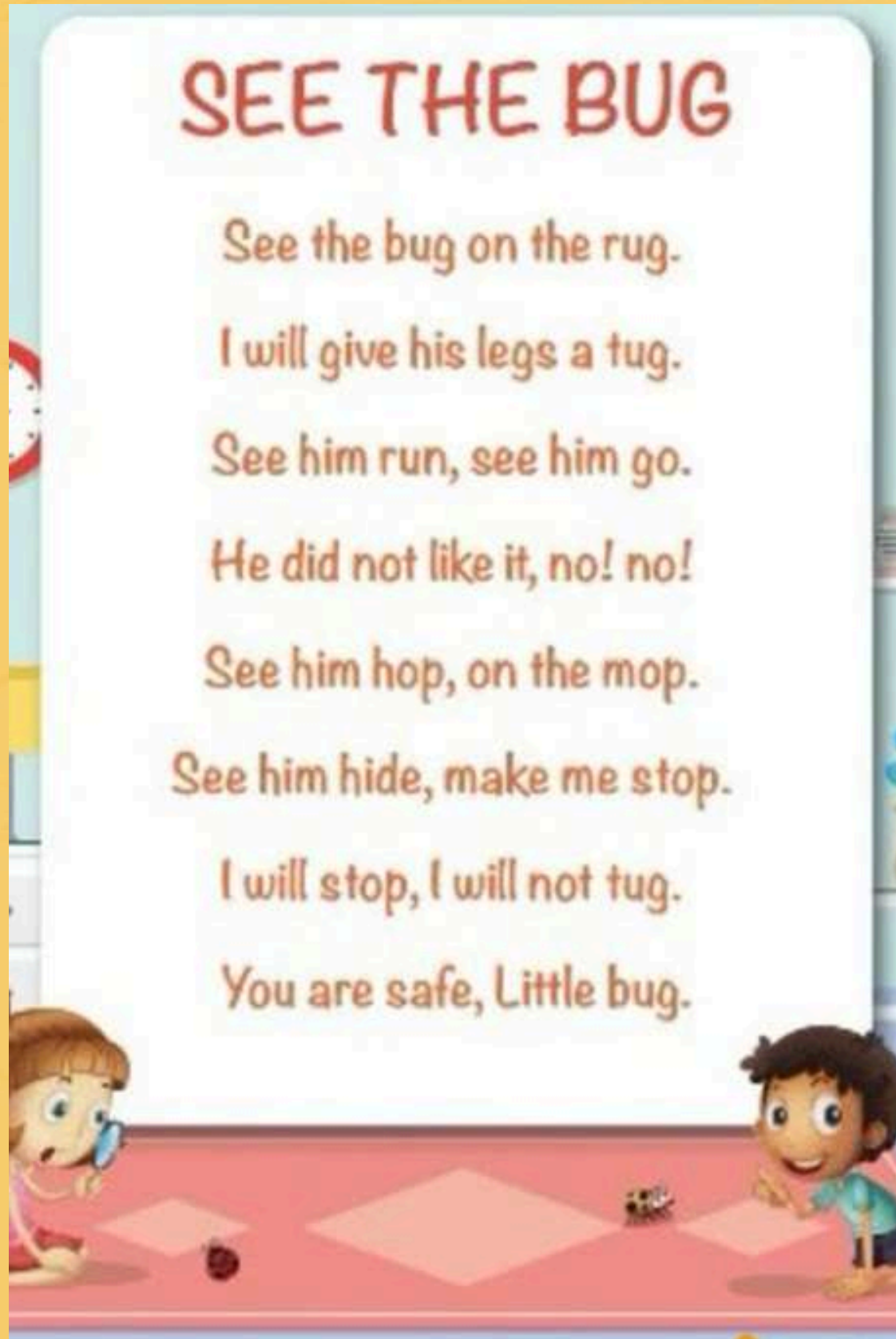

He did not like it, no! no!

See him hop, on the mop.

See him hide, make me stop.

I will stop, I will not tug.

You are safe, Little bug.



MY FAVOURITE STORY

Listen or read any story, draw its scene and label its character.

COLOUR WORD FUN

Write 10 colours and match them with objects like red- apple, green - leaf

WORD HUNT IN NATURE

Go for a nature walk in a park or a garden. Find 10 words from the garden and write in your notebook like bug, leaf etc.

WORD OF THE DAY

Find new words from any book or packet /wrapper. Write one new word daily.

LITTLE HANDS, NEAT HANDWRITING

Write one page of cursive writing twice a week.

- Revise all the work done in class. Read lesson 1 and 2 from the book.
- Complete pages 4-18 of English Cursive Writing Book
- Complete pages E1 to E 10, E-26 & 27 of Academic support material

हिंदी

- प्रतिदिन पठन - पाठन का कार्य करें।
- पुस्तक नया सवेरा पृष्ठ संख्या 11 से 35 तक पढ़ो I
- स्वर एवं व्यंजन दो - दो बार लिखो I
- बिना मात्रा के दो , तीन और चार अक्षर (प्रत्येक के 15 शब्द लिखें)
- आ , इ एवं ई की मात्रा संबंधित 15 नए शब्द लिखें I
- शरीर के अंगों के नाम तथा रंगों के नाम दो - दो बार लिखें I
- कविता बादल आया पृष्ठ संख्या - 23 को हाव - भाव संग याद करें I
- हिंदी सुलेख - पृष्ठ संख्या 4 से 17 तक करो I
- कार्यपत्रिका की पृष्ठ संख्या- H 1 से H 16 तक करो I

MATH

1. Learn and write Number Names from 1 to 20 (2 Times)

2. Do 10 questions of each of the following .

a) Count and Write

b) After No's


c) Before No's

d) Between No's

e) Put the sign ($<$, $>$ or $=$)

• Do 20 sums of addition and subtraction..

• Learn tables of 2 and 3



NUMERICAL ABILITY

a) Let us revive the traditional games like Stappoo , Pitthoo , Snake and Ladders etc.

b) Motivate your ward to make comparisons between big / small , less / more , heavy / light , tall / short.

c) Show various real objects related to shapes to your child (eg. Television – rectangle , Clock – circle , Window – square).

d) Help your child to count the number of steps he / she takes to reach from the bedroom to :

a) Kitchen b) Bedroom c) Balcony

FUN WITH SHAPES : (Roll no: 1 to 15)

a) Make the scene using different shapes on A3 size sheet like jungle scene or water animal scene etc.





FUN WITH PATTERNS: (Roll no: 16 to 33)



- a) Draw some patterns on A4 size sheet with the help of some decorative materials (bindi , stones ,matchsticks etc.)



FUN WITH NUMBERS

- a) Memorise your father or mother and grand parents Phone number and arrange the numbers in Ascending and Descending Order. (Do in 3 in 1 notebook)



- **Complete pages of M 1 to M 14 of Academic support material**



ENVIRONMENTAL STUDIES

Myself Poster

Make a colourful poster with your name, age, favourite food, colour and hobby. Add a self drawing or a photo.

Draw a picture of My Body on A4 size sheet (label 5-10 body parts)

MY SURROUNDINGS

Take a short walk with parents.

Notice trees, animals, vehicles.

Draw what you saw.

Cleanliness Promise Handprint

Task:

Take a handprint on the paper and write:

☞ “I will keep my home and school clean.” in your own handwriting.

Go Green

Let's plant a sapling:

Take a mango seed .

Plant it in a near by garden . Water it everyday.

• **Complete pages EV 1 to EV 11 Academic support material.**



COMPUTER

1. Write the names of five machines, that you can see around yourself.

2. Name ten natural and ten Human-made things.

[NOTE]:-

- Do all Holiday Homework in your Computer Notebook.
- Use [White/Plain] page of your Computer Notebook for Drawing.
- Do not make separate Computer Notebook for Holiday Homework



DRAWING

1. Do page no. 14 and 18 in drawing book.
2. Make a photo frame using coloured popsicle sticks (Ice-cream sticks). Decorate it using your creativity.



Let's Celebrate

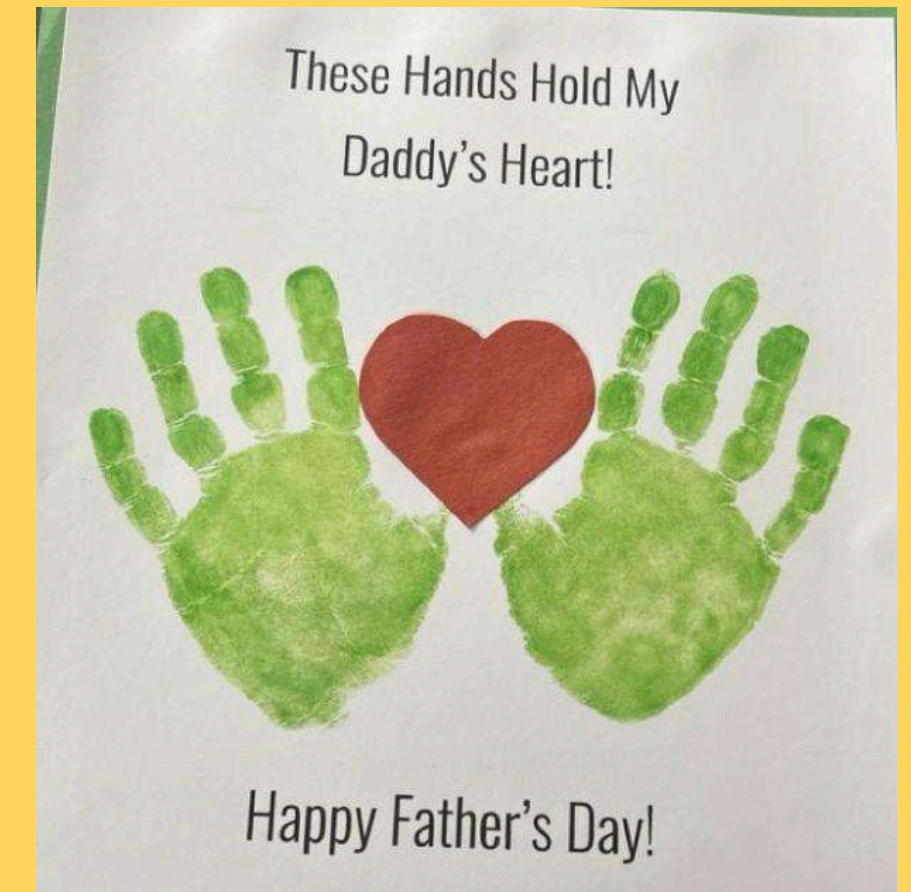
18th June, 2026 International Picnic Day.



18th June is an International Picnic Day, plan a picnic and collect memorable pictures and prepare a collage on A4 size sheet.

21st June, 2026 Father's Day

" A Dad is someone who holds you when you cry, scolds you when you break the rules ,shines with pride when you succeed and has faith in you even when you fail"



Arrange a surprise party for your father with the help your mother by preparing a sandwich and lemonade with your little hands.And decorate a card and give it to yor father.

21st June ,2026 International Yoga Day.

"Yoga is the journey of the self ,through the self ,to the self."

Place a yoga mat and perform few poses like butterfly pose , tree pose, chair pose etc.



Note: Click the photographs of above activities and share with teacher.

PAPER BAG

Help your child to make an attractive handmade bag with old newspaper or magazine. Decorate it and write the name of your child. Put all the holiday homework in it and submit the same on the same day when school reopens.

